



### Before the Reading

**T**alk about the Title

**E**xplore the Book

Look at pictures and predict what will happen

Look at unusual words and names

**S**ay whether fact or fiction

### During the Reading

1. *Read* the book to your child
2. *Read* the book together
3. Your child *reads* the book alone

\* Remember not all steps may be appropriate at every reading.










### After the Reading

Ask questions like

- \* Did the story happen how we thought?
- \* Did you think that was how the story would end?
- \* What was your favourite part?
- \* Which character was the most interesting?
- \* Have you read a book like this before?



### Helpful Hints

-  Choose a calm and cosy place, free from distractions.
-  Pick a time when your child is not over tired, hungry or irritable.
-  Read regularly to your child and make reading something you enjoy together.
-  Talk about the books you share together and ask questions like
  - “Did you like the story?”
  - “Did you think that was how it would end?”
  - “What was your favourite part?”
-  Relate the book to your child’s own experiences – animals, places, incidents that are similar to the book. “Does that look like Grandma’s house? ”
-  Talk about the pictures and the words, let them use the pictures to assist their reading.
-  Praise successful efforts and keep the story flowing; wait until the end before correcting errors.
-  Assist the reader to experience success.
-  Visit the library regularly.

**Confidence Leads to Success**